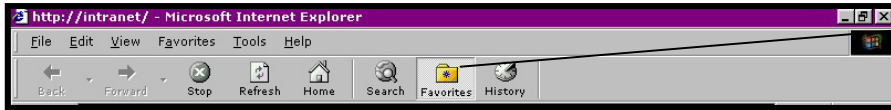


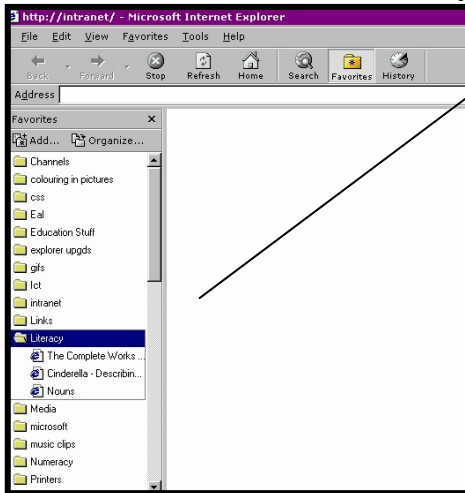
Internet Bookmarks

Your favourite Internet sites can be collected, and organised using an Electronic Bookmark (also known as your 'Favourites')



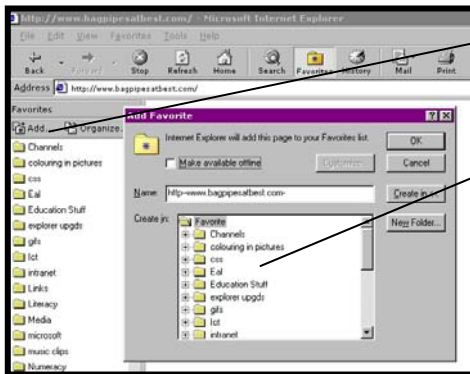
In the browser toolbar, select **Favourites**

You can access your Bookmarked pages from here, or you can add to them



If you have been using folders, your favourites will be in the folders. Click on the folder you want, to find your bookmarked page.

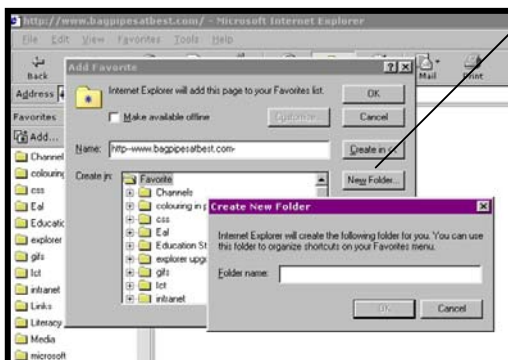
To add to your bookmarks, select **Add**



Using the **Add** option, you can add to your Bookmarks.

Note, that when you select the Add option, bookmarks are displayed in alphabetical order.

You might like to organise your bookmarks by creating folders (and subfolders).



To create a new folder, select the **New Folder** option, and type in the name of the new folder.

Remember that you can also create folder inside folders, so that you have 'subfolders' to further categorise your work.