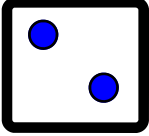
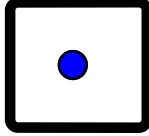





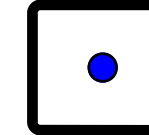

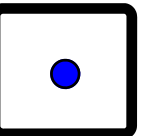

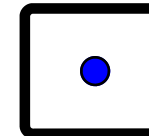



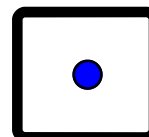

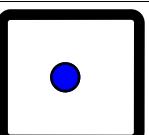

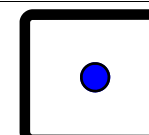


Give children one dice. Roll the dice, copy the dots into the left shape below. Then add one.
 Note: Extend as far as children can go. Use a combination of dice with dots, numbers, up to 20, 12-sided dice etc

Name: _____ Date: _____

LI: To add one to a number on a dice

  $2 + 1 = \underline{\quad}$	  $\underline{\quad} + \underline{\quad} = \underline{\quad}$
  $\underline{\quad} + \underline{\quad} = \underline{\quad}$	  $\underline{\quad} + \underline{\quad} = \underline{\quad}$
  $\underline{\quad} + \underline{\quad} = \underline{\quad}$	  $\underline{\quad} + \underline{\quad} = \underline{\quad}$
  $\underline{\quad} + \underline{\quad} = \underline{\quad}$	  $\underline{\quad} + \underline{\quad} = \underline{\quad}$
  $\underline{\quad} + \underline{\quad} = \underline{\quad}$	  $\underline{\quad} + \underline{\quad} = \underline{\quad}$