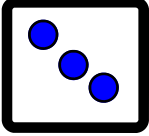
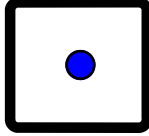





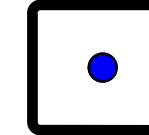

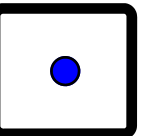

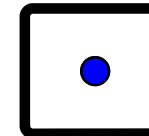



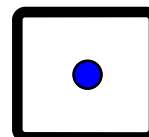

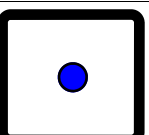

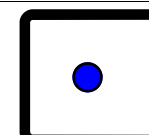


Give children one dice. Roll the dice, copy the dots into the left shape below. Then subtract one.  
 Note: Extend as far as children can go. Use a combination of dice with dots, numbers, up to 20, 12-sided dice etc

Name: \_\_\_\_\_ Date: \_\_\_\_\_

LI: To take away one

  <u>3</u> - <u>1</u> = <u>2</u>	  _____ - _____ = _____
  _____ - _____ = _____	  _____ - _____ = _____
  _____ - _____ = _____	  _____ - _____ = _____
  _____ - _____ = _____	  _____ - _____ = _____
  _____ - _____ = _____	  _____ - _____ = _____